

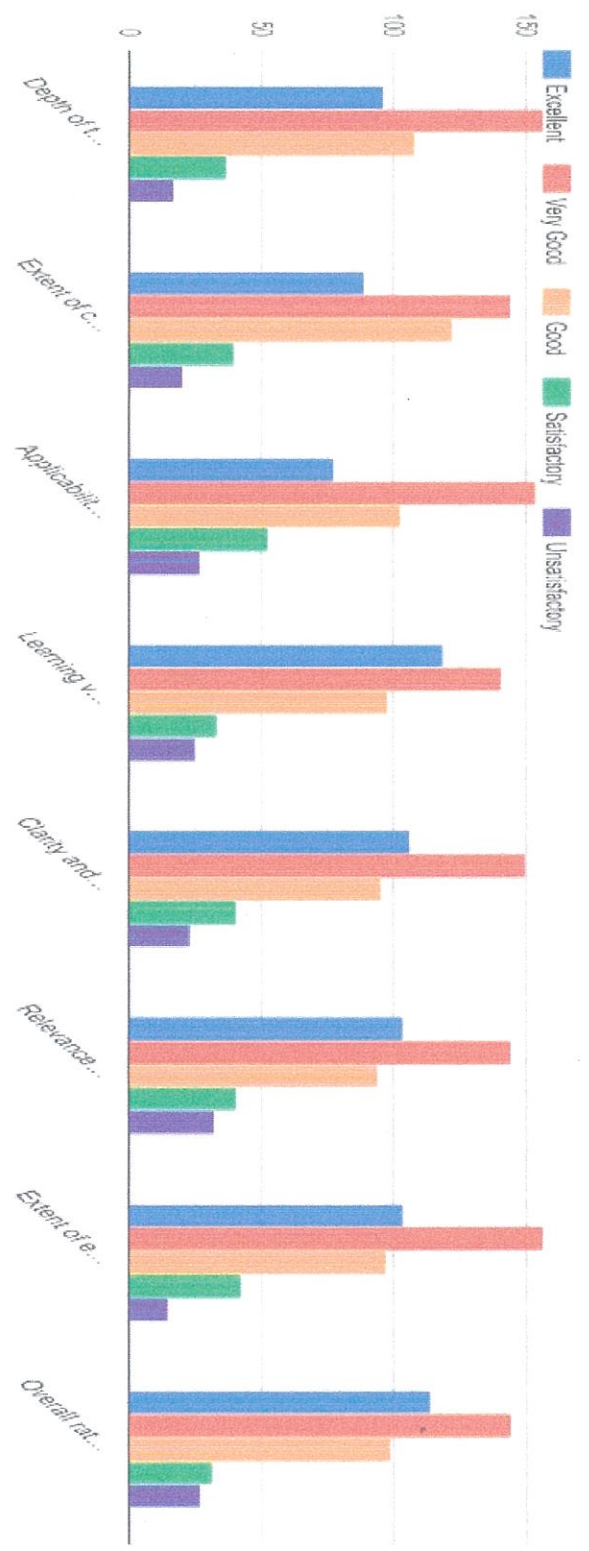
Shri Pt. Prem Nath Dogra Government Degree College Samba Feedback/Student Satisfaction survey Form for Students for the academic session 2023-24.

415 responses

Publish analytics



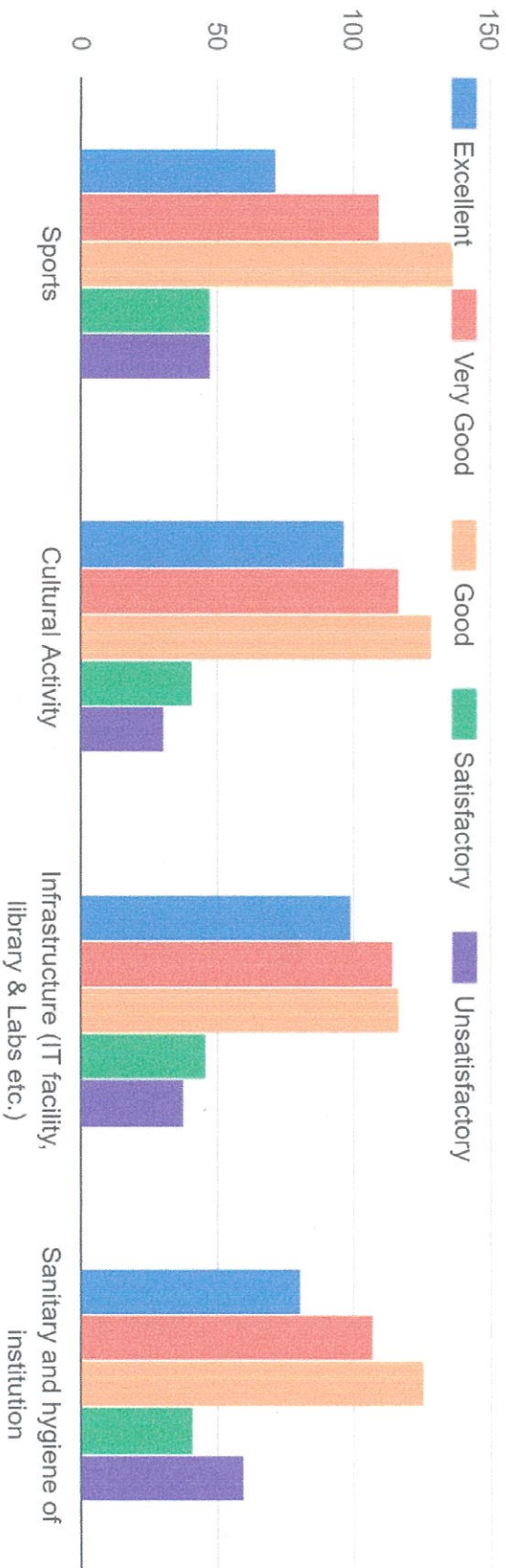
Students are required to rate the courses on the following attributes.



CRITERION INCHARGE

Dr. J. S. Samra
PRINCIPAL
GDC Samra

Students are required to rate the General Ambience of college on the following attributes.



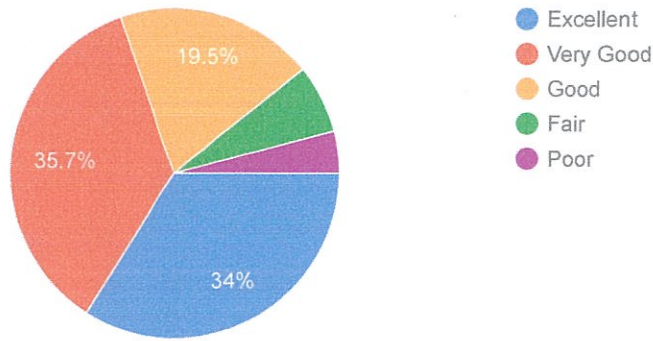
AD
CRITERION INCREASE

Praveen
PRINCIPAL
GDC Samlga

The teachers approach to teaching can best be described as

Copy

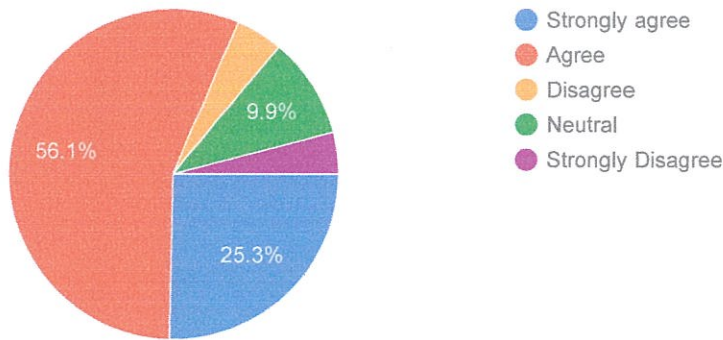
415 responses



The institution provides multiple opportunities to learn and grow

Copy

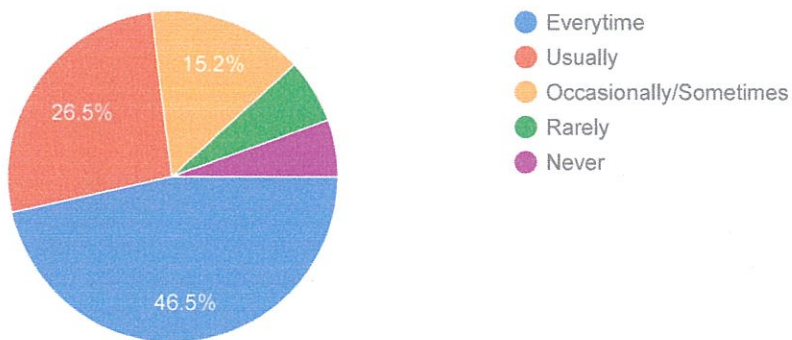
415 responses



The teacher illustrate the concepts through examples and applications.

Copy

415 responses



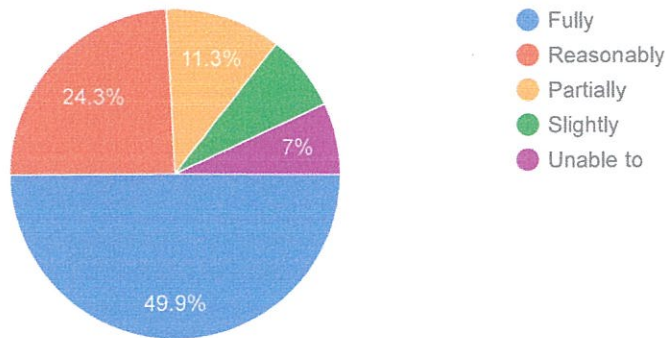
Handwritten signature
CRITERION INCHARGE

Handwritten signature
PRINCIPAL
GDC SAMBA

The teacher identifies your strengths and encourage you with providing right level of challenges

Copy

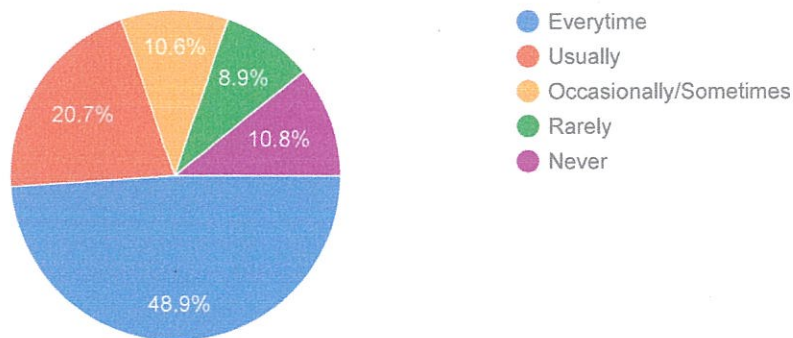
415 responses



Teachers are able to identify your weakness and help you to overcome them

Copy

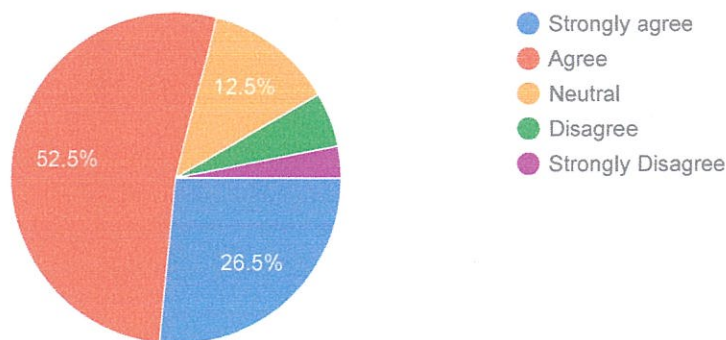
415 responses



The institution makes effort to engage students in the monitoring, review and continuous quality improvement of the teaching learning process.

Copy

415 responses



[Handwritten Signature]
CRITERION INCHARGE

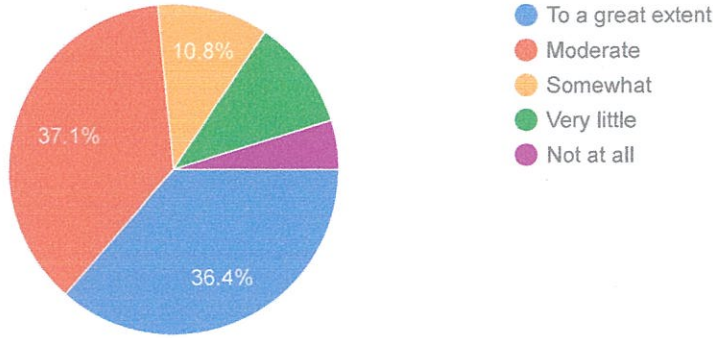
[Handwritten Signature]
PRINCIPAL
GDC Samba



The institute/ teachers use student centric methods, such as experiential learning and problem solving methodologies for enhancing learning experiences.



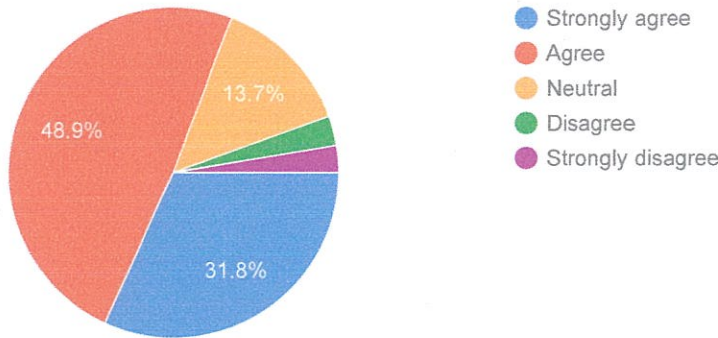
415 responses



Teachers encourage you to participate in extracurricular activities.



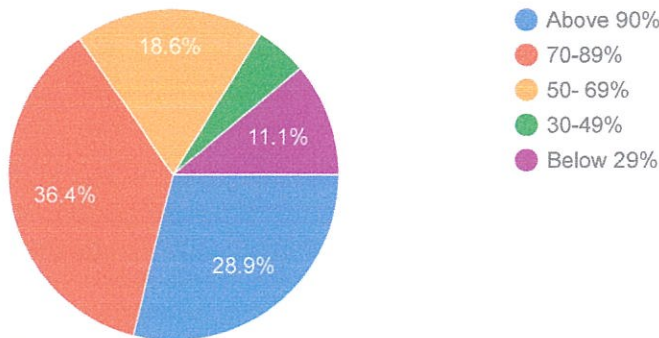
415 responses



What percentage of teachers use ICT tools such as LCD projector, Multimedia, etc while teaching



415 responses



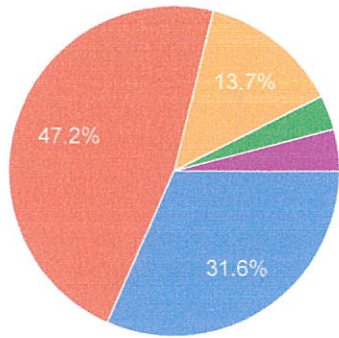
Handwritten signature
CRITERION INCHARGE

Handwritten signature
PRINCIPAL
GDC Samba

The overall quality of teaching -learning process in your institute is very good

Copy

415 responses



- Strongly agree
- Agree
- Neutral
- Disagree
- Strongly disagree

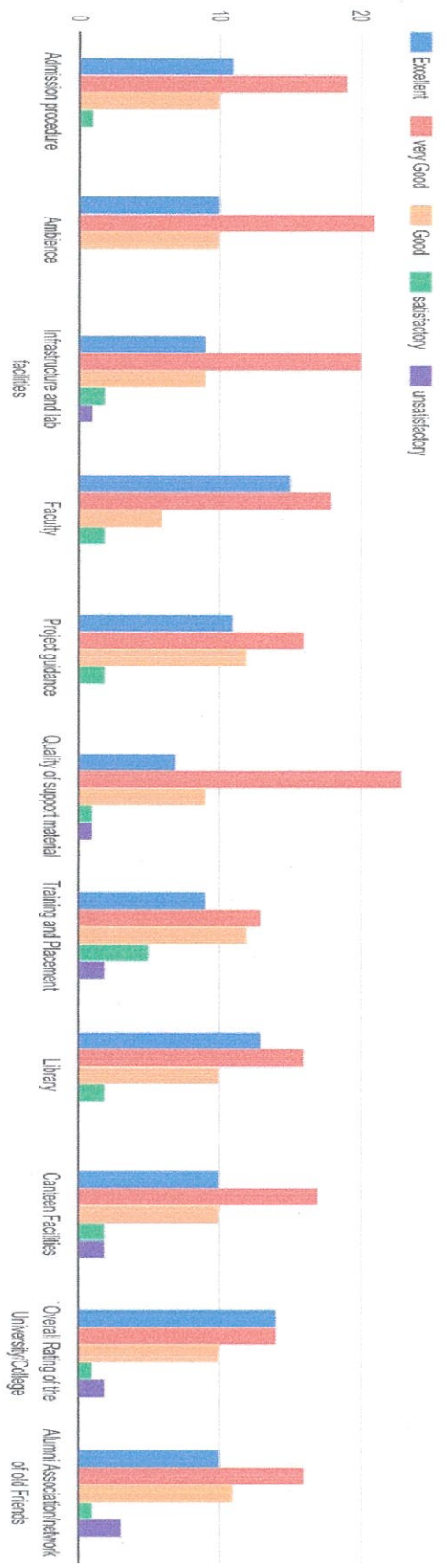
[Signature]
CRITERION INCHARGE

[Signature]
PRINCIPAL
GDC Samba

SPPND GDC SAMBA

Feedback form for Alumni Session 2023-24

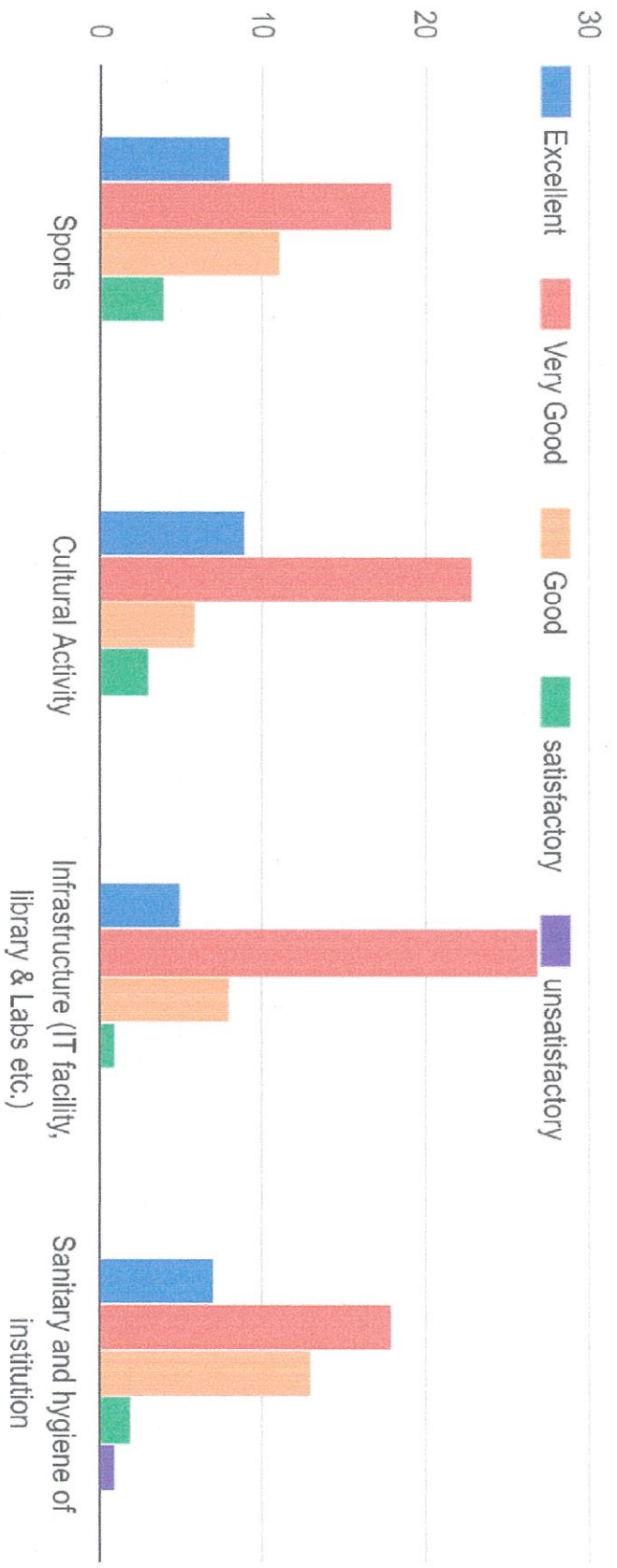
Dear Alumni, Please give your overall academic assessment of the Department/University and rate us on the following criteria: Excellent, Very Good, Good, Satisfactory, Unsatisfactory



for all
CRITERION INCHARGE

Anand
PRINCIPAL
GDC Samba

Alumni are required to rate the General Ambience of college on the following attributes.



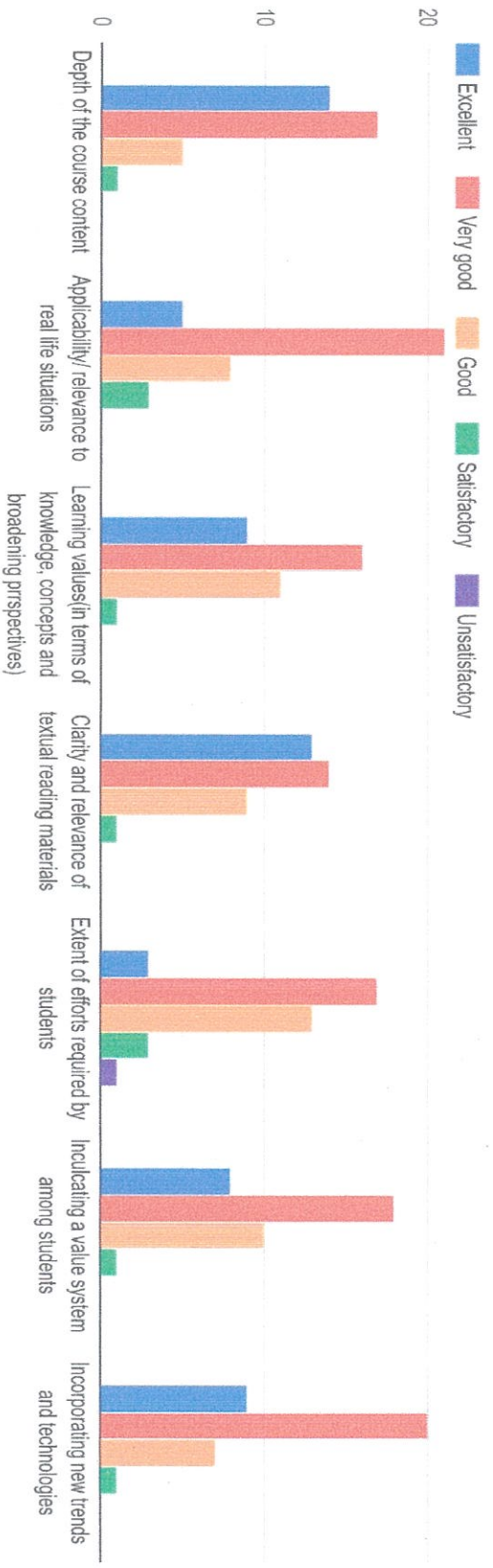
low
CRITERION INCREASE

new
PRINCIPAL
QDC Samasa

SPPND GOVT. DEGREE COLLEGE SAMBA

Feedback form for Teachers for the academic session 2023-24

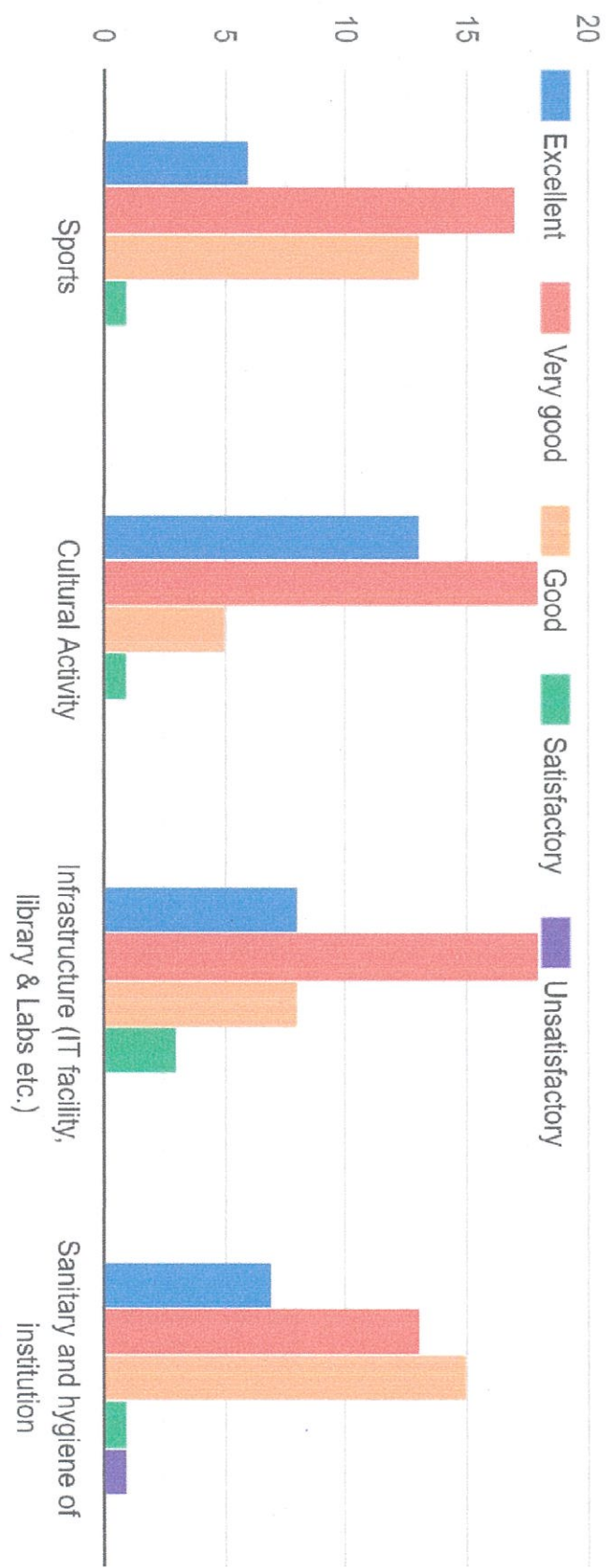
Answer these parameters as excellent, very good, good, satisfactory, or unsatisfactory



AP
CRITERION INCREASE

Prakash
GDC SAMBA

Rate the General Ambience of college on the following attributes





for all
CREATOR (NCHARGE)

Dr. S. S. S.
PRINCIPAL
GDE Samba

NATIONAL ASSESSMENT AND ACCREDITATION COUNCIL (NAAC)
CRITERION 1: INSTITUTIONAL FEEDBACK SYSTEM
 key indicators - 1.4.2

ANALYSIS OF STUDENT SATISFACTION SURVEY						
Q1. students are required to rate the courses under following attributes :	Excellent	Very Good	Good	Satisfactory	Unsatisfactory	
Depth of the course content	23%	38%	26%	9%	4%	100%
Extent of coverage of course	21%	35%	29%	10%	5%	100%
Applicability/relevance to real life situations	19%	37%	25%	13%	7%	100%
Learning value (in terms of knowledge, concepts, manual skills, analytical abilities and broadening perspectives)	28%	34%	24%	78%	6%	100%
Clarity and relevance of textual reading material	26%	36%	23%	10%	6%	100%
Relevance of additional source material (Library)	25%	35.00%	23%	10%	8%	100%
Extent of effort required by students	25%	38%	23%	10%	4%	100%
Overall rating	27%	35%	24%	7%	7%	100%



 CRITERION INCHARGE


 PRINCIPAL
 GDC, SAMBA

NATIONAL ASSESSMENT AND ACCREDITATION COUNCIL (NAAC)
CRITERION 1: INSTITUTIONAL FEEDBACK SYSTEM
 key indicators - 1.4.2

ANALYSIS OF STUDENT SATISFACTION SURVEY									
Q2. The teachers approach to teaching can best be described as	Excellent	Very Good	Good	Fair	Poor				
Response	34%	36%	20%	7%	4%				100%
Q3. The institution provides multiple opportunities to learn and grow	Strongly agree	Agree	Neutral	Disagree	Strongly disagree				
Response	25%	56%	10%	5%	4%				100%
Q4. The teacher illustrate the concepts through examples and applications	Everytime	Usually	Sometimes	Rarely	Never				
Response	47%	27%	15%	6%	6%				100%
Q5. The teacher identifies your strengths and encourage you with providing right level of challenges	Fully	Reasonably	Partially	Slightly	Unable to				
Response	50%	24%	11%	8%	7%				100%
Q6. The teachers are able to Identify your weakness and help you to overcome them	Everytime	Usually	Sometimes	Rarely	Never				
Response	49%	21%	11%	9%	11%				100%
Q7. The institution makes effort to engage students in the monitoring, review and continuous quality improvement of teaching learning process	Strongly agree	Agree	Neutral	Disagree	Strongly disagree				
Response	27%	53%	13%	5%	3%				100%
Q8. The institution makes effort to engage students in the monitoring, review and continuous quality improvement of teaching learning process	To a great extent	Moderate	Somewhat	very little	Not at all				
Response	36%	37%	11%	11%	5%				100%
Q9. Teachers encourage you to participate in extracurricular activities	Strongly agree	Agree	Neutral	Disagree	Strongly disagree				
Response	32%	49%	14%	3%	3%				100%
Q10. What percentage of teachers use ICT tools such as LCD projector, multimedia etc while teaching	Above 90%	70-89%	50-69%	30-49%	Below 29%				
Response	29%	36%	17%	5%	11%				100%
Q11. The overall quality of teaching learning process in your institute is very good	Strongly agree	Agree	Neutral	Disagree	Strongly disagree				
Response	32%	47%	14%	3%	4%				100%


 CRITERION INCHARGE


 PRINCIPAL
 GDC, SAMBA

NATIONAL ASSESSMENT AND ACCREDITATION COUNCIL (NAAC)

CRITERION 1: INSTITUTIONAL FEEDBACK SYSTEM

key indicators - 1.4.2

ANALYSIS OF ALUMINI FEEDBACK SURVEY

Dear Alumni, Please give your overall academic assessment of the Department /University and rate us on the following criteria:

	Excellent	Very Good	Good	Satisfactory	Unsatisfactory	
1. Admission procedure	28%	46%	24%	2%	0%	100%
2. Ambience	25%	51%	24%	0%	0%	100%
3. Infrastructure and lab facilities	22%	49%	22%	5%	2%	100%
4. Faculty	37%	44%	15%	5%	0%	100%
5. Project Guidance	27%	39%	29%	5%	0%	100%
6. Quality of support material	17%	56%	23%	2%	2%	100%
7. Training and placement	23%	32%	29%	11%	5%	100%
8. Library	32%	39%	24%	5%	0%	100%
9. Canteen Facility	24%	41%	24%	5%	5%	100%
10. Overall Rating of the College	35%	34%	24%	2%	5%	100%
11. Alumni Association/ network of old friends	25%	39%	27%	2%	7%	100%



CRITERION INCHARGE



PRINCIPAL
GDC, SAMBA

NATIONAL ASSESSMENT AND ACCREDITATION COUNCIL (NAAC)							
CRITERION 1: INSTITUTIONAL FEEDBACK SYSTEM							
key indicators - 1.4.2							
ANALYSIS OF TEACHERS FEEDBACK SURVEY							
	Excellent	Very Good	Good	Satisfactory	Unsatisfactory		
1. Sports	16%	46%	35%	3%	0%		100%
2. Cultural Activity	35%	49%	14%	2%	0%		100%
3. Infrastructure (IT facility, library & Labs etc.)	21%	49%	22%	8%	0%		100%
4. Sanitary and hygiene of institution	19%	35%	41%	2%	2%		100%



CRITERION INCHARGE



PRINCIPAL
GDC, SAMBA